

# 2021 State of Homelessness in Ventura County



VENTURA COUNTY  
CONTINUUM OF  
CARE ALLIANCE

ENDING HOMELESSNESS  
IN VENTURA COUNTY



# Today's Discussion

---

2021 Point-in-Time Sheltered Count

Data Trends

The CoC Homeless Service System

Housing Resources and Challenges

# COVID-19 Pandemic and Point in Time Count

- January 28, 2021 was the date set for the 2021 Point in Time Homeless Count
- The COVID-19 pandemic posed public health concerns for holding a traditional person to person survey of unsheltered persons
- The Ventura County CoC submitted a waiver to HUD to ask for a waiver to not conduct an unsheltered count.
- A Sheltered Count was required for 2021



# WHO WAS COUNTED IN 2021?

---

Persons in Emergency Shelter

---

Persons in motel paid for by  
program

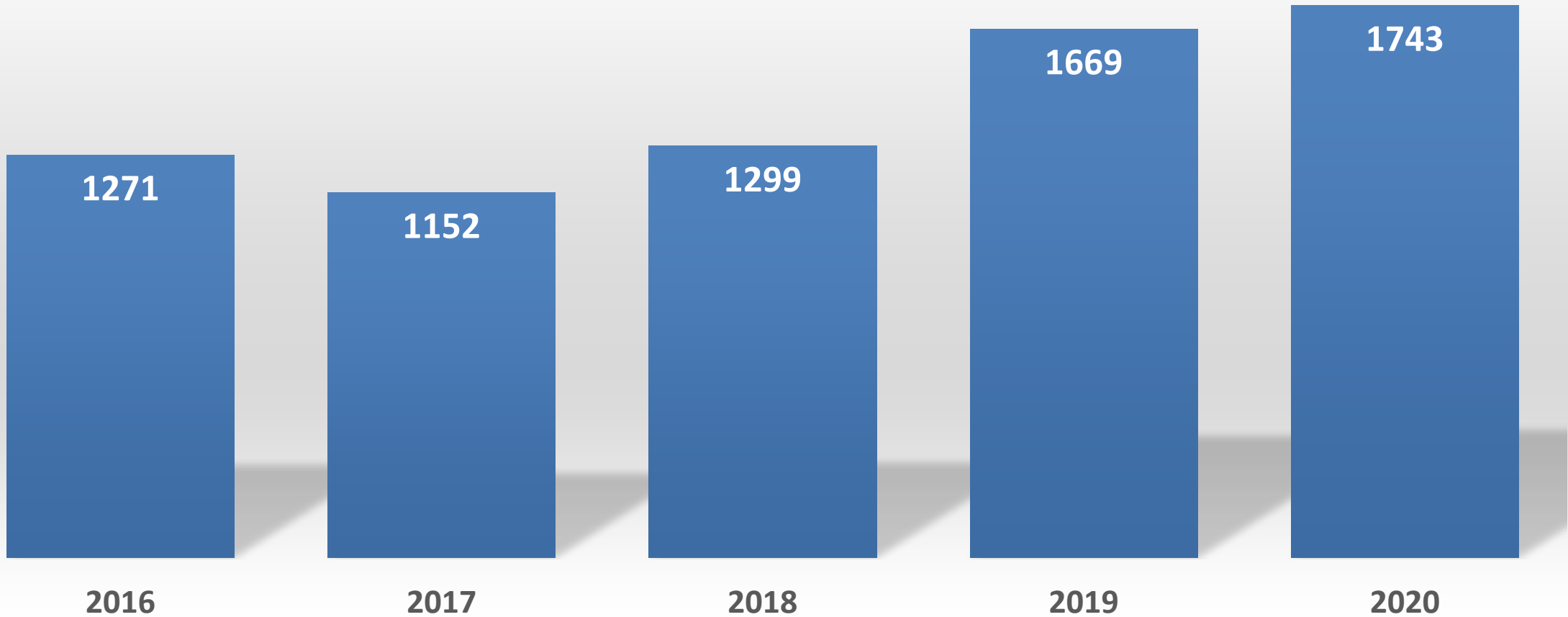
---

Persons in Transitional Housing

---

Persons in Safe Haven

# Homeless Count Trends 2016-2020



# Emergency Shelter Comparisons 2020-2021

|                              | 2020       | 2021       |
|------------------------------|------------|------------|
| <b>Camarillo</b>             | 4          | 13         |
| <b>Fillmore</b>              | 0          | 0          |
| <b>Moorpark</b>              | 0          | 0          |
| <b>Ojai</b>                  | 13         | 6          |
| <b>Oxnard</b>                | 188        | 344        |
| <b>Port Hueneme</b>          | 3          | 3          |
| <b>Santa Paula</b>           | 21         | 25         |
| <b>Simi Valley</b>           | 12         | 14         |
| <b>Thousand Oaks</b>         | 22         | 119        |
| <b>Unincorporated County</b> | 14         | 0          |
| <b>Ventura</b>               | 63         | 221        |
| <b>Totals</b>                | <b>340</b> | <b>745</b> |

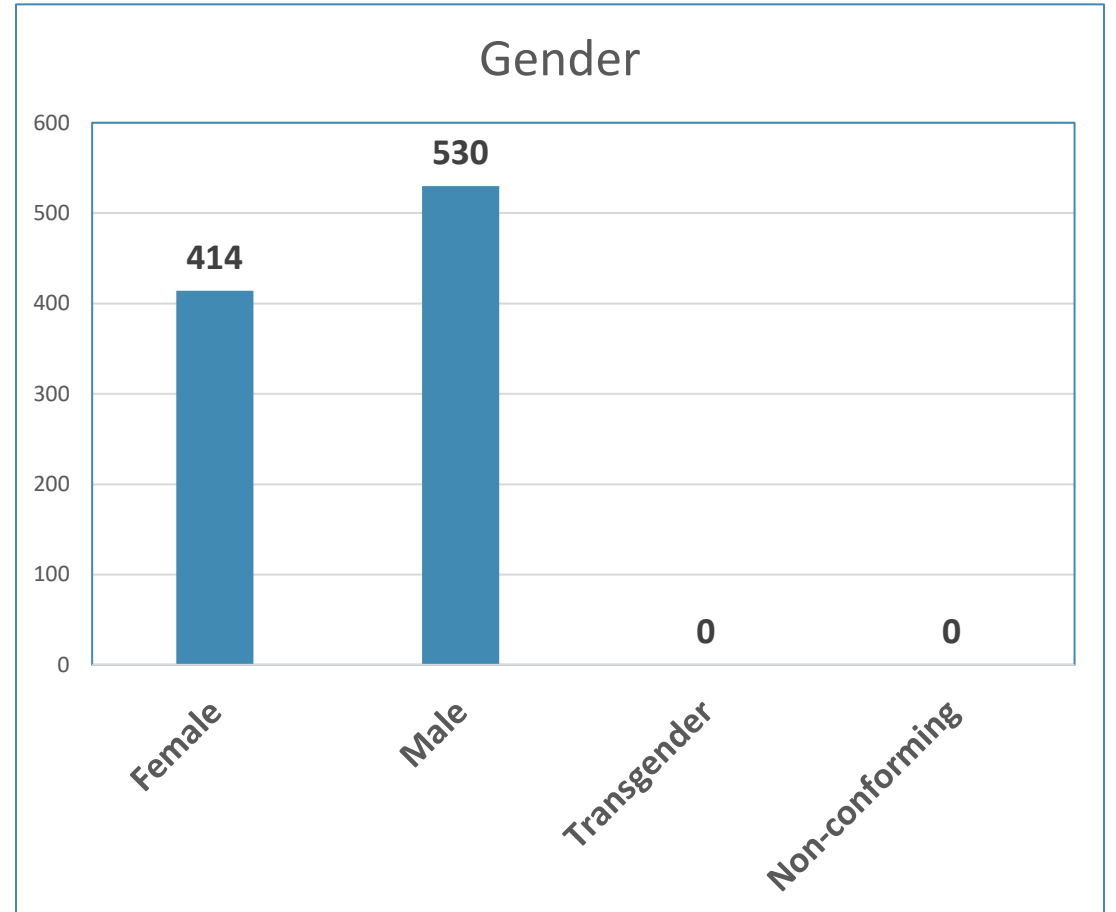
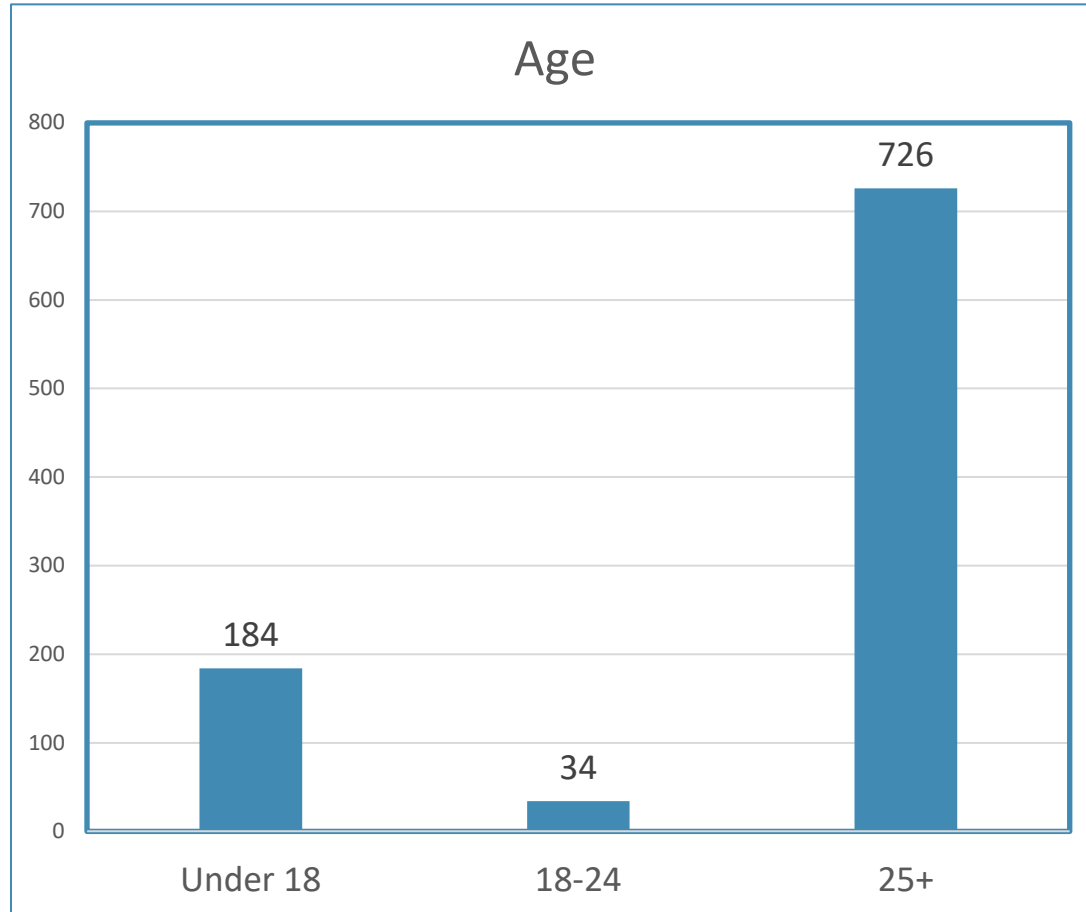
- 45% increase in number of persons in congregate and non-congregate shelter
- Project Roomkey and other non-congregate shelter contributed significantly to this increase
- Data includes Domestic Violence shelter programs as well as emergency shelter programs.

# Transitional Housing Comparisons 2020-2021

|                              | 2020       | 2021       |
|------------------------------|------------|------------|
| <b>Camarillo</b>             | 0          | 4          |
| <b>Fillmore</b>              | 0          | 0          |
| <b>Moorpark</b>              | 0          | 0          |
| <b>Ojai</b>                  | 0          | 0          |
| <b>Oxnard</b>                | 4          | 12         |
| <b>Port Hueneme</b>          | 0          | 0          |
| <b>Santa Paula</b>           | 0          | 0          |
| <b>Simi Valley</b>           | 0          | 0          |
| <b>Thousand Oaks</b>         | 0          | 0          |
| <b>Unincorporated County</b> | 61         | 61         |
| <b>Ventura</b>               | 97         | 127        |
| <b>Totals</b>                | <b>162</b> | <b>204</b> |

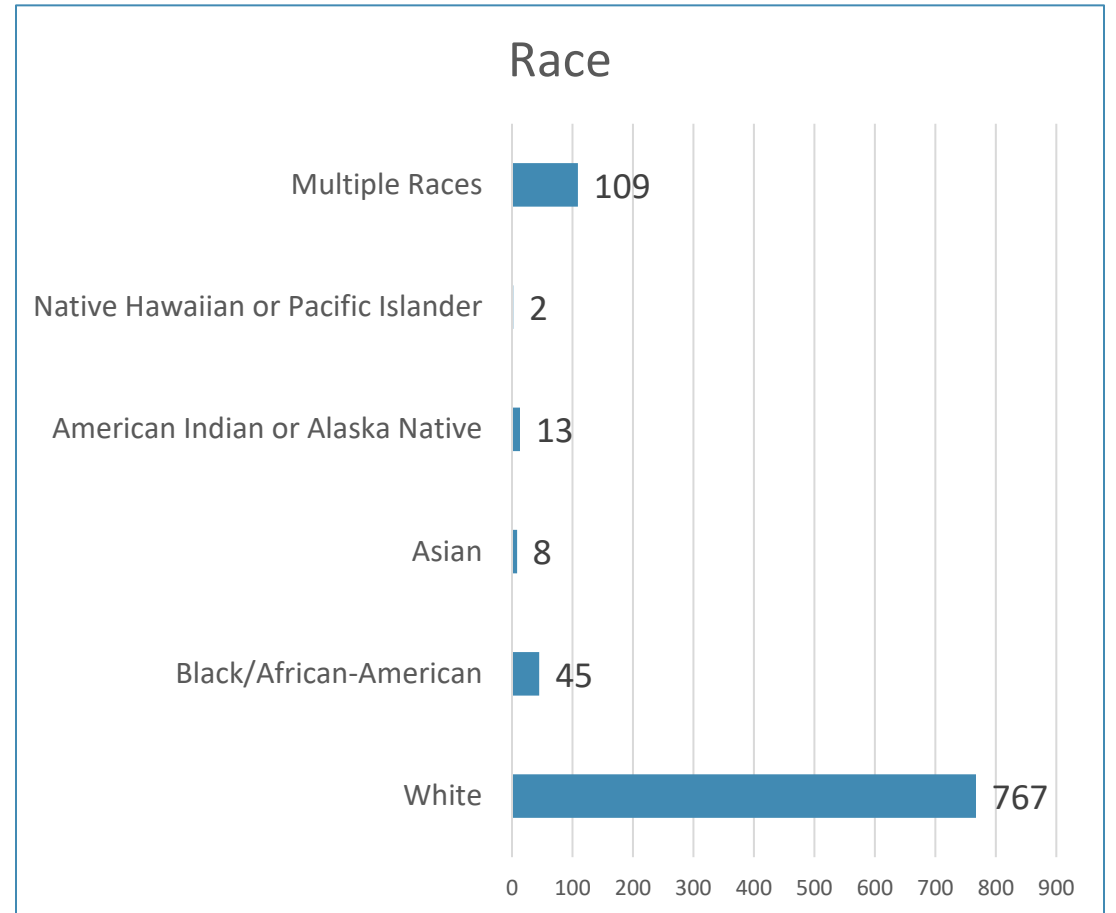
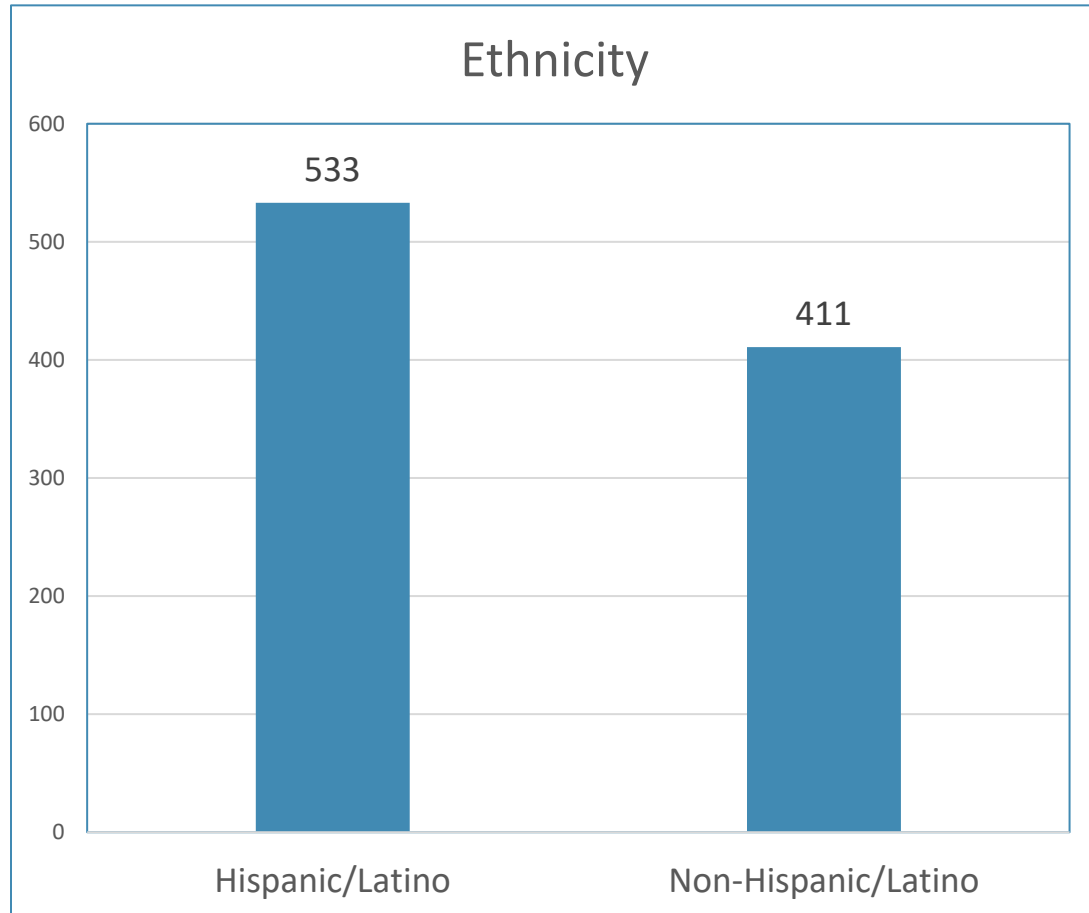
- Note that some projects serve persons countywide but are reported within the jurisdiction program is located.
- Recovery programs that do not exclusively serve people experiencing homelessness are not included in this HUD report.

# 2021 Sheltered Demographics

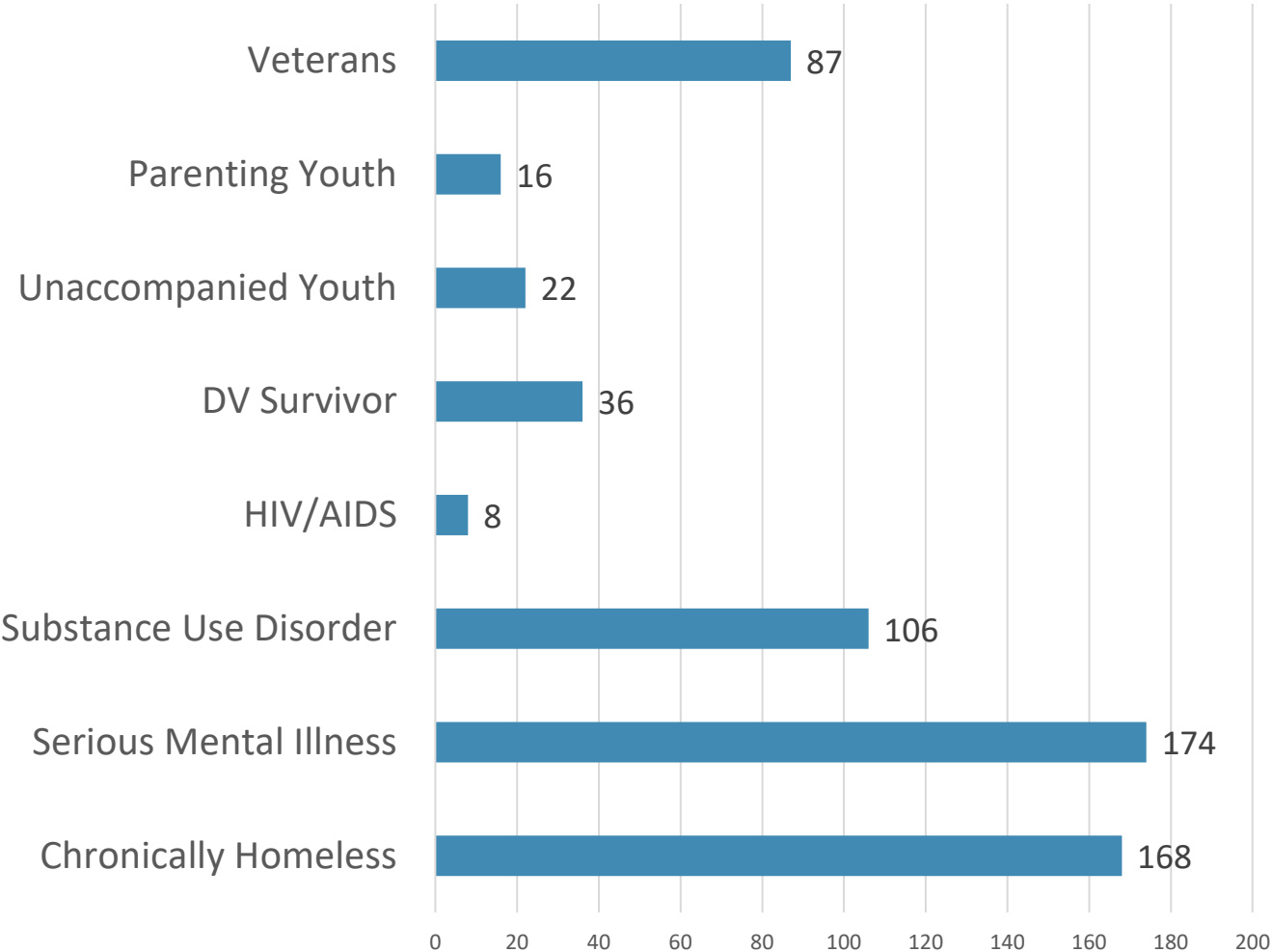




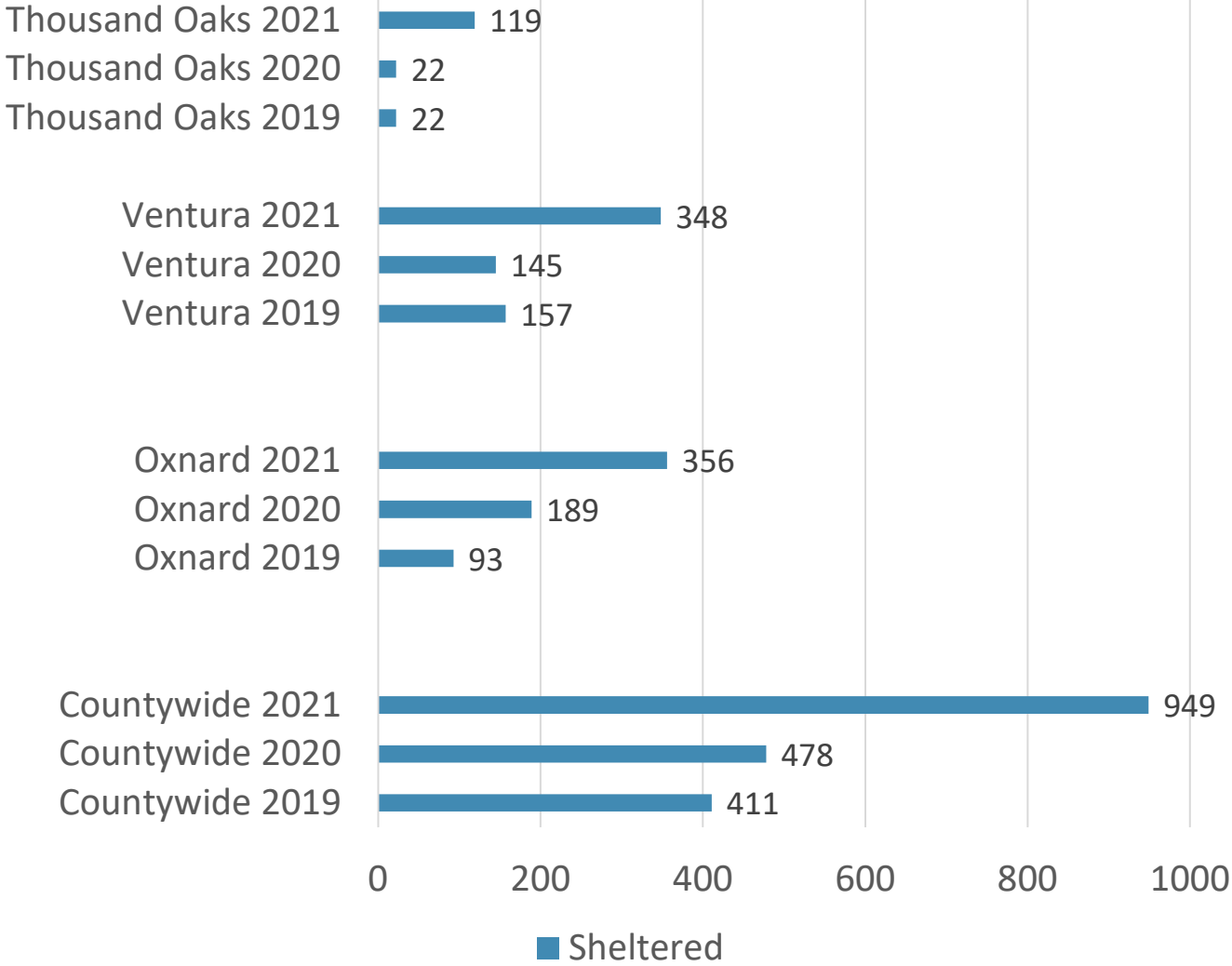
# Race/Ethnicity of 2021 Sheltered Population



# 2021 Sheltered Subpopulation Data

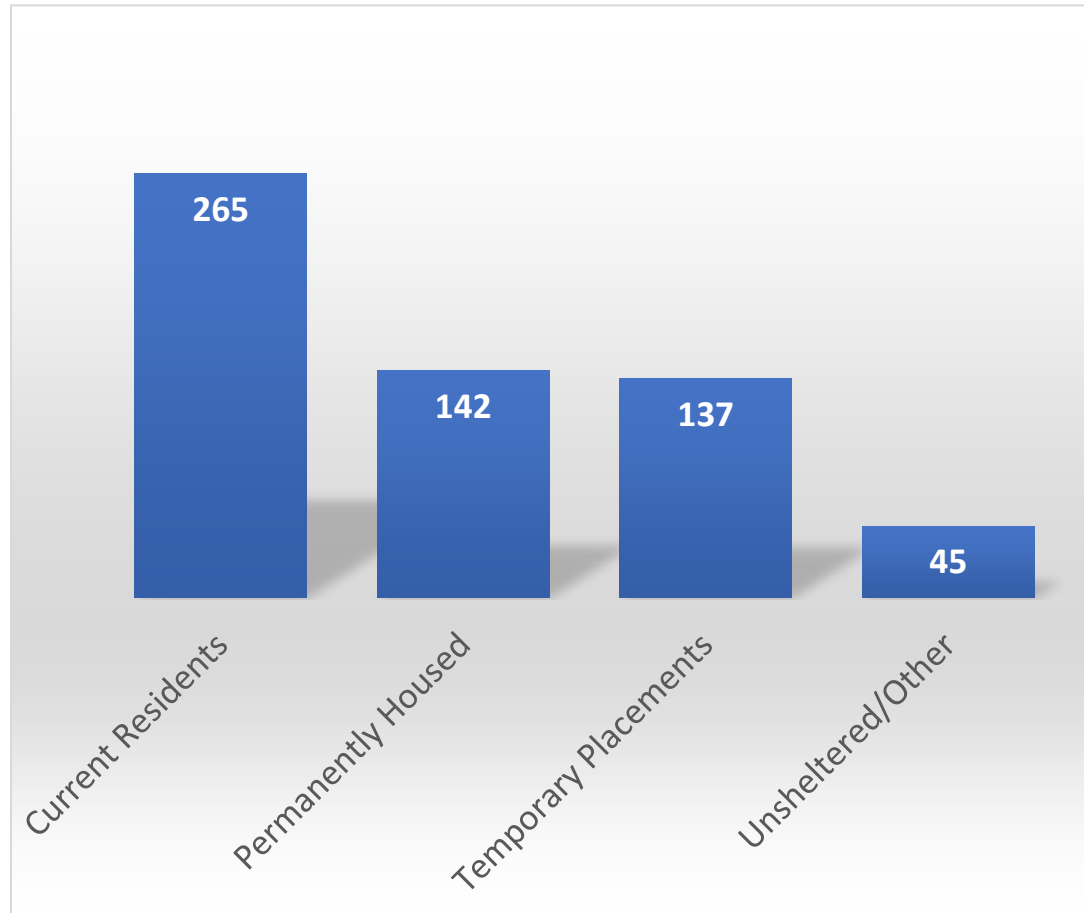


Sheltered  
Count trends  
2019-2021  
demonstrating  
increased  
capacity



# Project Roomkey Summary

## March 2020-May 2021



- FEMA funding approved to support non-congregate shelter through September 2021
- Continued efforts to re-house participants with available resources



# Unsheltered Homelessness

---

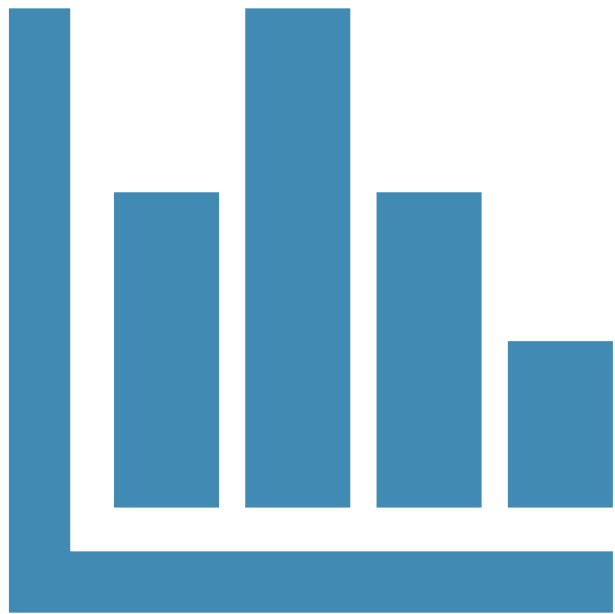
# HOMELESS UNDER OTHER FEDERAL STATUES

## Ventura County Healthcare Agency 2020 Healthcare for the Homeless

- 6,763 persons enrolled in County of Ventura's Healthcare for the Homeless program.
- Approximately 20% met the HUD definition of homeless.

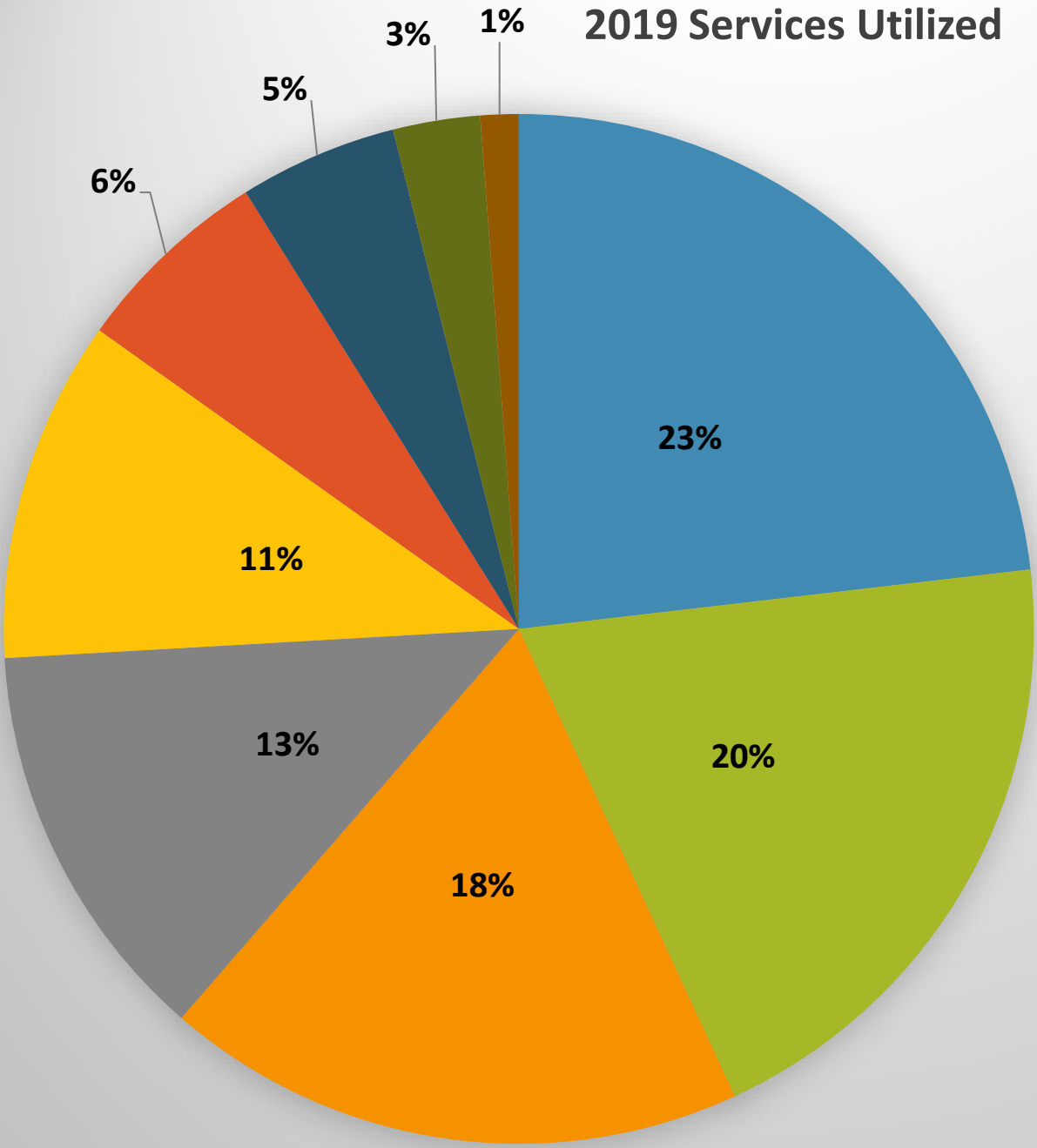
## Ventura County Office of Education 2020 School District Data

- 5715 students identified as homeless in Ventura County.
- 934 (16%) students met the HUD definition of homeless



VC CoC  
Service  
System

## 2019 Services Utilized

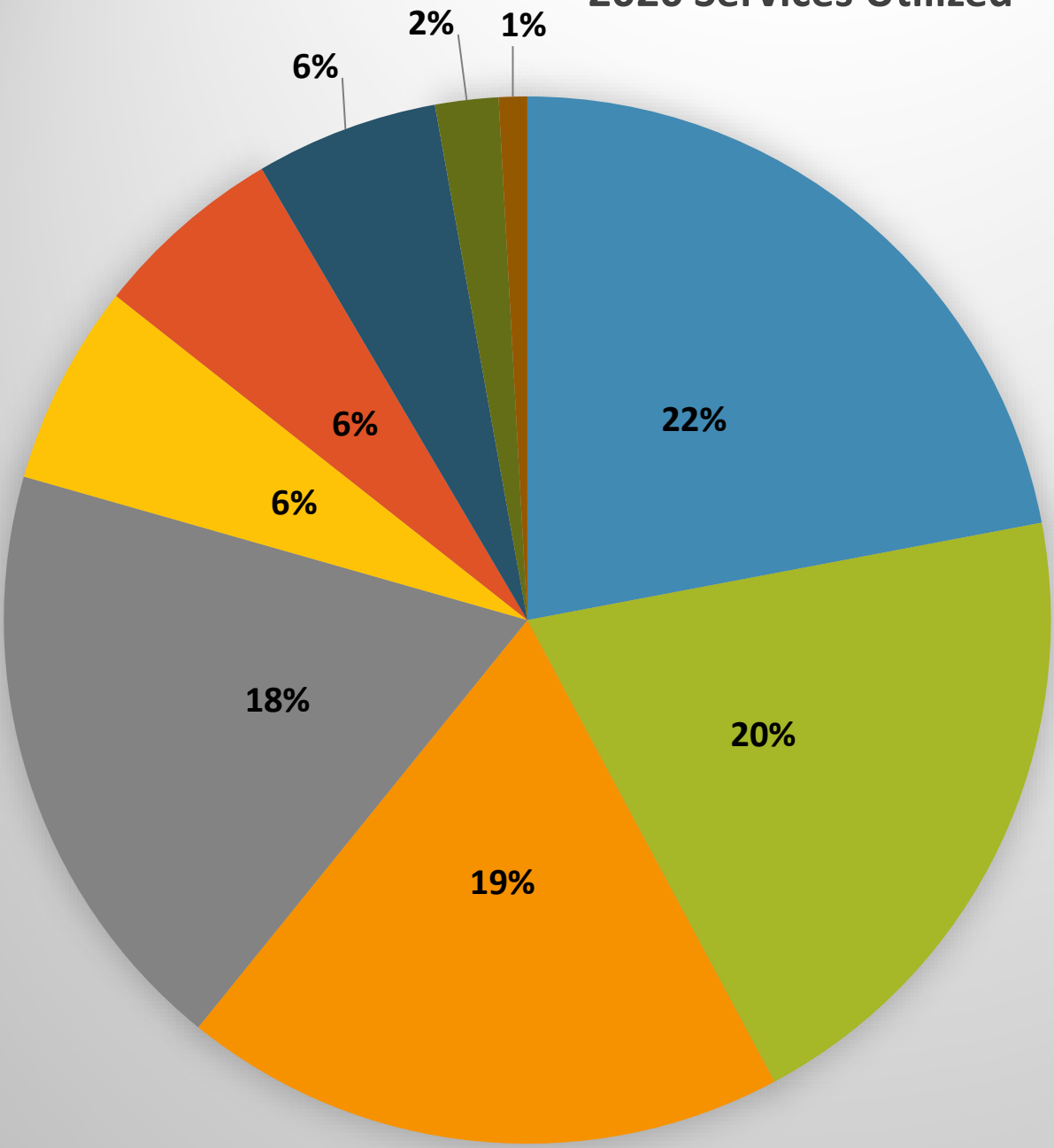


- Services Only (HUD)
- PH - Rapid Re-Housing (HUD)
- Street Outreach (HUD)
- Emergency Shelter (HUD)
- Homelessness Prevention (HUD)
- PH - Permanent Supportive Housing (disability required for entry) (HUD)
- Other (HUD)
- Transitional housing (HUD)
- Safe Haven (HUD)

| Project           | Number       |
|-------------------|--------------|
| Services          | 1,432        |
| RRH               | 1,234        |
| Street Outreach   | 1,129        |
| Emergency shelter | 787          |
| Prevention        | 665          |
| PSH               | 387          |
| Other             | 307          |
| Transitional      | 169          |
| Safe Haven        | 74           |
| <b>Total</b>      | <b>6,184</b> |



## 2020 Services Utilized



- Services Only (HUD)
- Street Outreach (HUD)
- PH - Rapid Re-Housing (HUD)
- Emergency Shelter (HUD)
- PH - Permanent Supportive Housing (disability required for entry) (HUD)
- Homelessness Prevention (HUD)
- Other (HUD)
- Transitional housing (HUD)
- Safe Haven (HUD)

| Project           | Number       |
|-------------------|--------------|
| Services          | 1,331        |
| RRH               | 1,127        |
| Street Outreach   | 1,218        |
| Emergency shelter | 1,124        |
| Prevention        | 357          |
| PSH               | 375          |
| Other             | 341          |
| Transitional      | 118          |
| Safe Haven        | 53           |
| <b>Total</b>      | <b>6,044</b> |

# Pathways to Home

2020

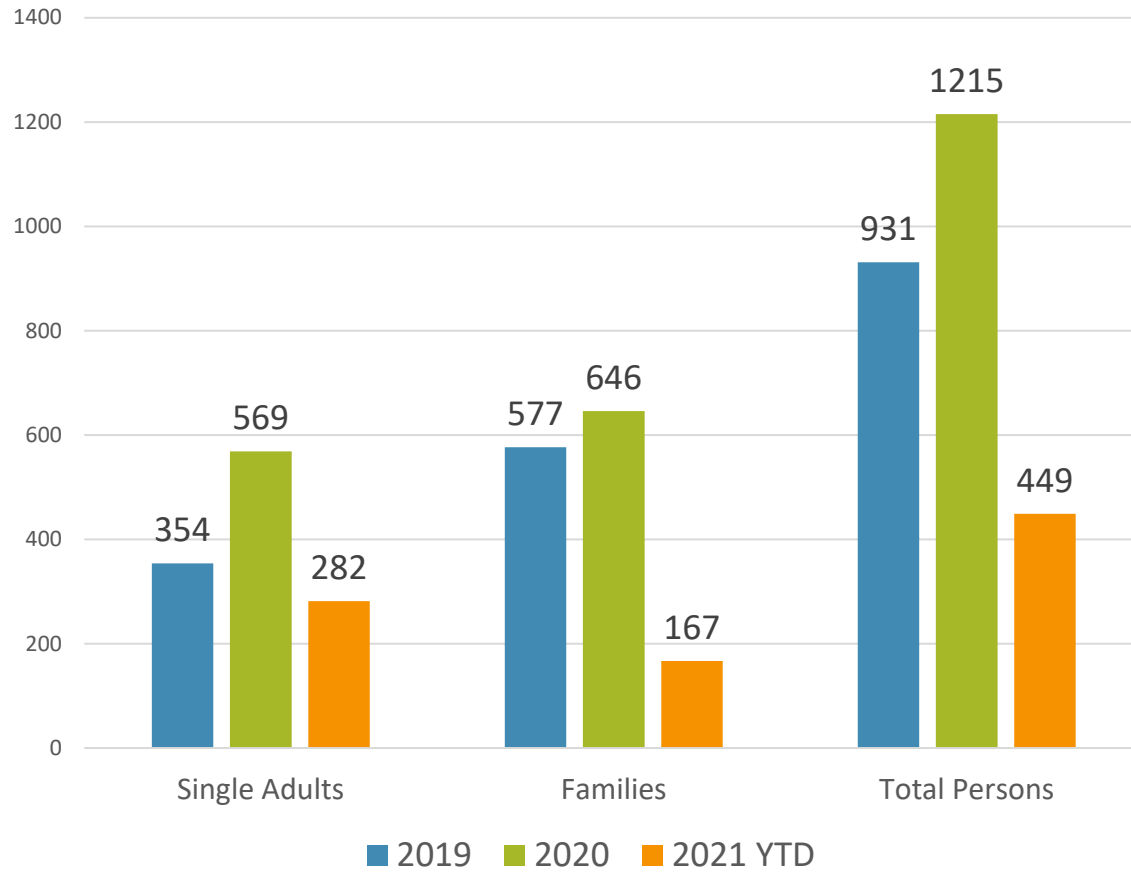
30 participating partner agencies

2,689 referrals to programs/services

1,215 persons assisted with housing  
assistance

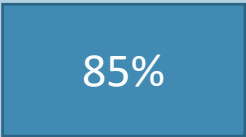
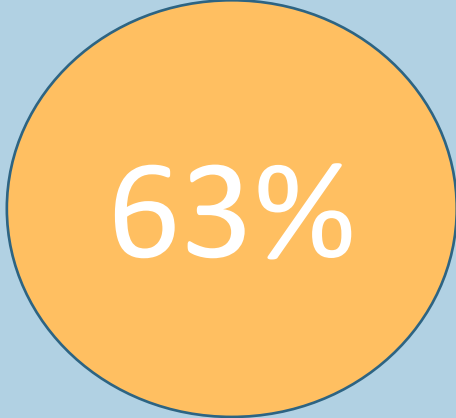
44% of referrals to Rapid Re-Housing  
and Homelessness Prevention

# Housing Placements

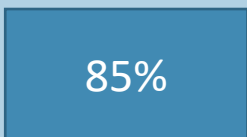
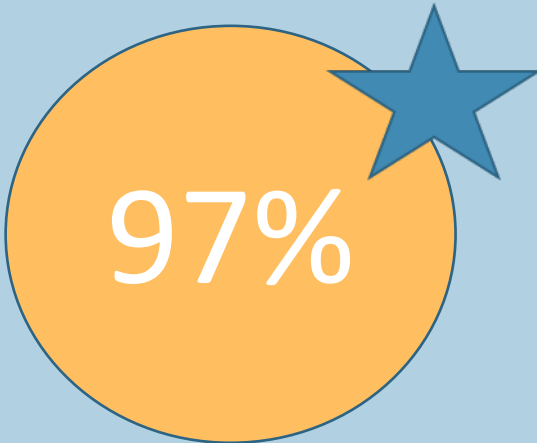


# FY20 System Performance Data

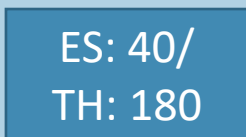
Housing  
Placements



Housing  
Retention

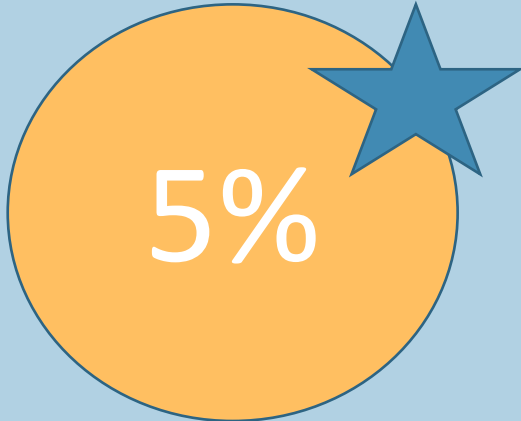


Average Length of  
Time Homeless



# FY20 System Performance Data


Returns to Homelessness



Target

< 5%

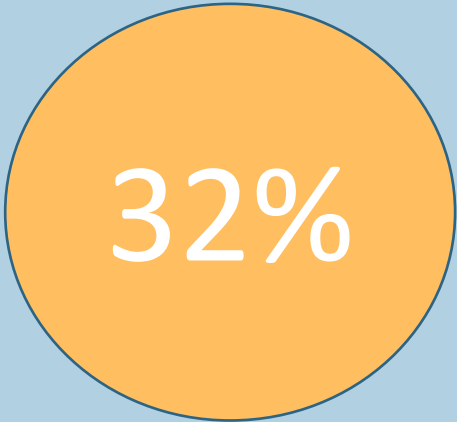
First Time Homeless



Target

Reduction from Prior Year

Income and Employment Growth



Target

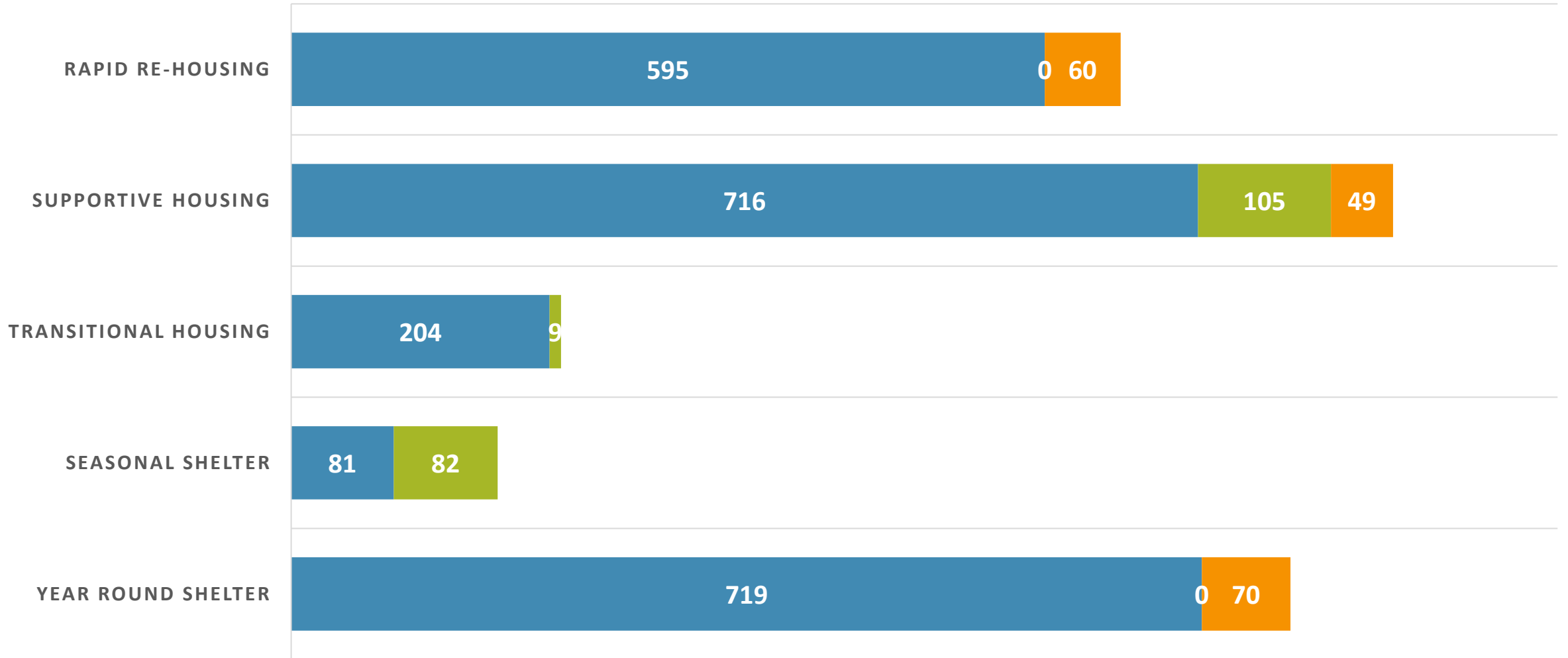
55%



# Housing Resources & Challenges

# 2021 HOUSING INVENTORY CHART

Utilized Available Under Development



# Housing Pipeline & Future Resources

## **Affordable and Supportive Housing**

- 17 projects
- ~1115 Affordable Units
- 12 projects include PSH
- ~280 PSH projected
- Estimated occupancy 2021-2025

## **Funding Opportunities**

- HUD Unsheltered NOFA
- Youth Homelessness Demonstration Project
- HUD CoC NOFA
- America Rescue Plan HOME
- America Rescue Plan Emergency Housing Vouchers
- Permanent Local Housing Allocation (PLHA)
- New State programs?



## HOUSING CHALLENGES IN VENTURA COUNTY

|             | Studio  | 1 bedroom | 2 bedroom | 3 bedroom | 4 bedroom |
|-------------|---------|-----------|-----------|-----------|-----------|
| FY21<br>FMR | \$1,269 | \$1,519   | \$1,923   | \$2,620   | \$3,189   |
| FY20<br>FMR | \$1,266 | \$1,503   | \$1,943   | \$2,709   | \$3,243   |

<https://www.huduser.gov/portal/datasets/fmr.html>

- Market Rate Vacancy Countywide below 3%
- Average Ventura County Rent for 1 BR apt. \$1,836/month in July 2020  
*--Dyer Sheehan Group, Ventura County Apartment Market Survey July 2019*
- Recent Bloomberg article noted Ventura County as among communities seeing sharp increases in rental market from March 2020-March 2021

## INCOME NEEDED TO RENT IN VENTURA COUNTY

- The Social Security Income (SSI) maximum payment for an individual is \$944/month
- Rent affordable to a SSI recipient is \$283/month
- Minimum wage is \$13.00
- A person has to work 89 hours each week to afford a modest 1 bedroom rental home at FMR if making minimum wage

| Unit size     | Housing Wage |
|---------------|--------------|
| Zero Bedroom  | \$24.35      |
| One Bedroom   | \$28.90      |
| Two Bedroom   | \$37.37      |
| Three Bedroom | \$52.10      |
| Four Bedroom  | \$62.37      |

*National Low Income Housing Coalition, 2020*  
<https://reports.nlihc.org/oor/california>

# Questions?

Tara Carruth, MSW  
VC CoC Manager  
805-654-3838  
[Tara.Carruth@ventura.org](mailto:Tara.Carruth@ventura.org)

Jennifer Harkey, MPA  
Program Administrator  
805-658-4342  
[Jennifer.Harkey@ventura.org](mailto:Jennifer.Harkey@ventura.org)

[www.venturacoc.org](http://www.venturacoc.org)

